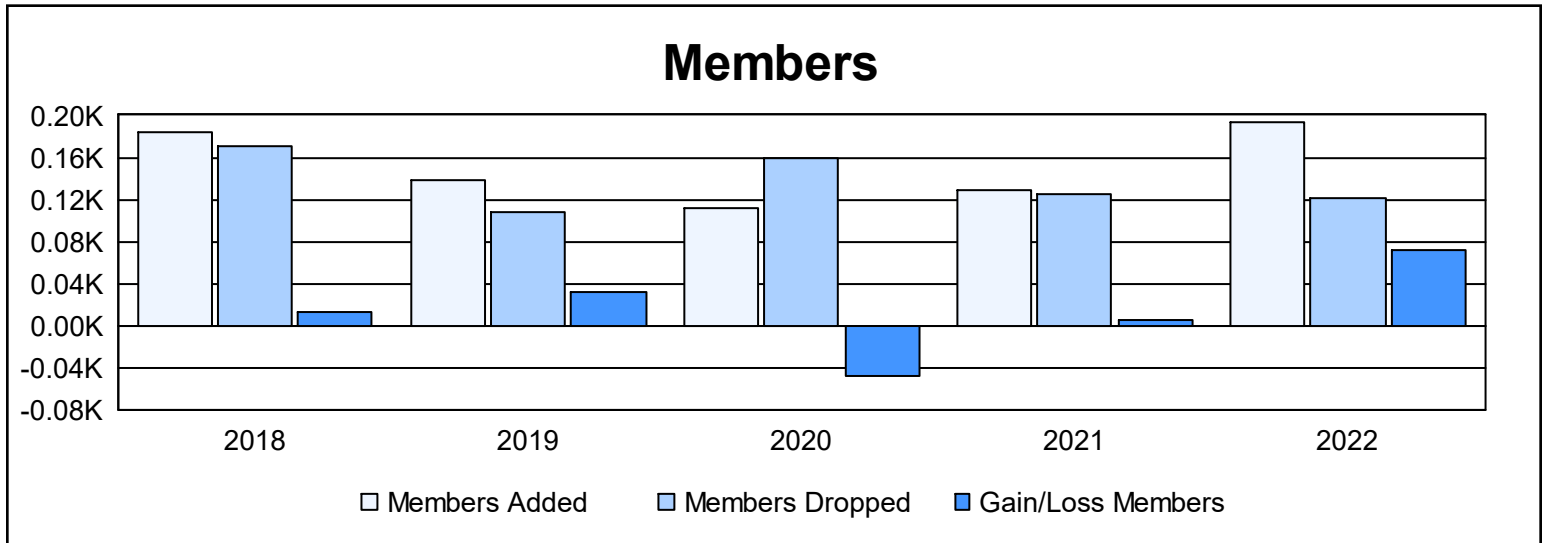
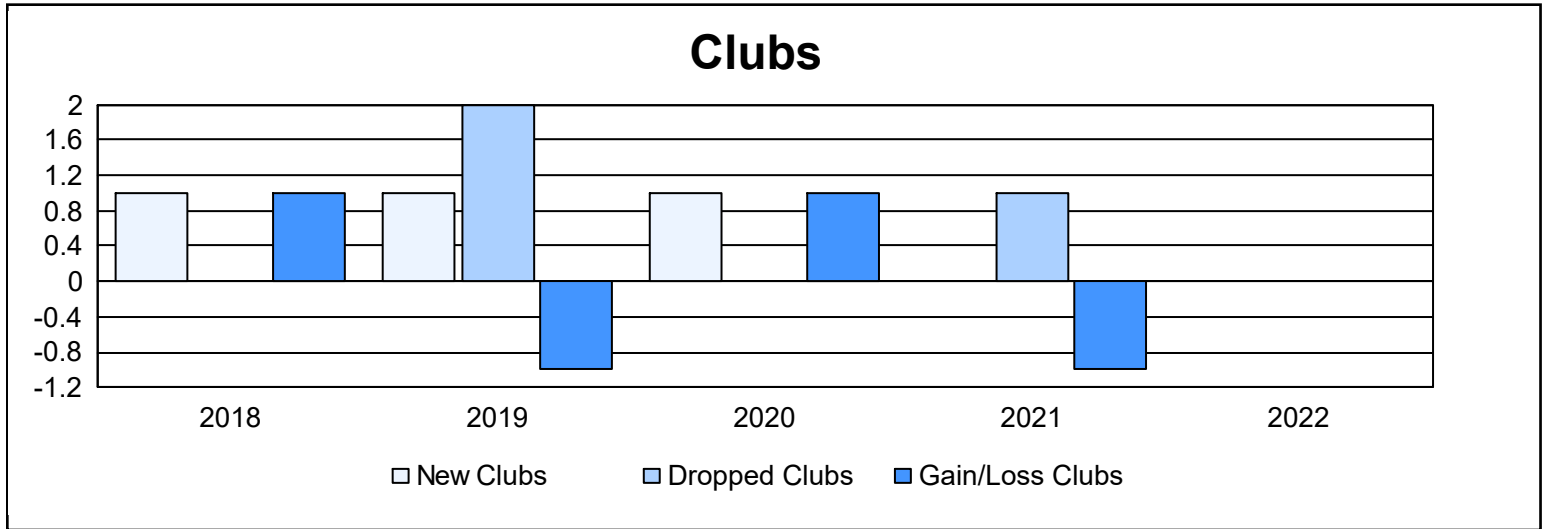
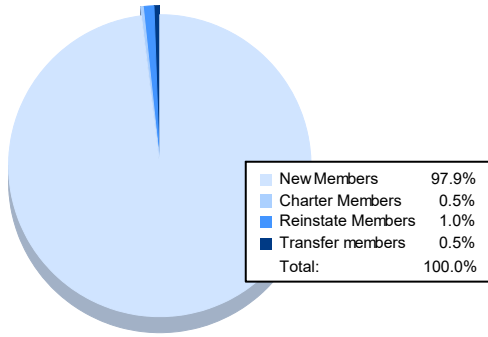


| Year | New Clubs | Dropped Clubs | Gain/ Loss Clubs | New Members | Charter Members | Reinstate Members | Transfer Members | Total Member Added | Total Members Dropped | Gain/ Loss Members |
|----------------|-----------|---------------|------------------|-------------|-----------------|-------------------|------------------|--------------------|-----------------------|--------------------|
| 2017-2018 | 1 | 0 | 1 | 139 | 34 | 1 | 9 | 183 | 170 | 13 |
| 2018-2019 | 1 | 2 | -1 | 102 | 28 | 3 | 6 | 139 | 107 | 32 |
| 2019-2020 | 1 | 0 | 1 | 72 | 24 | 12 | 3 | 111 | 159 | -48 |
| 2020-2021 | 0 | 1 | -1 | 113 | 4 | 5 | 7 | 129 | 124 | 5 |
| 2021-2022 | 0 | 0 | 0 | 190 | 1 | 2 | 1 | 194 | 122 | 72 |
| Average | 1 | 1 | 0 | 123 | 18 | 5 | 5 | 151 | 136 | 15 |



Membership Composition June 2022 Cumulative



Gender Composition June 2022 Cumulative

